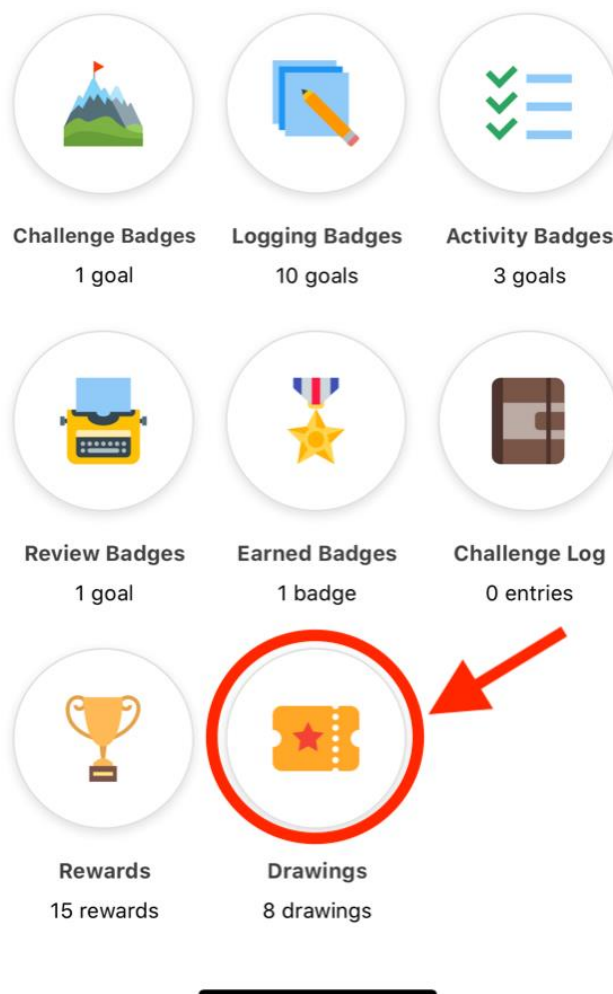


How to deposit tickets in the **Beanstack** mobile app

There are two ways for readers to deposit tickets in the mobile app.

1. When readers earn a badge that has a ticket or multiple tickets attached to it, a window will pop up on their screen notifying them that they have earned a badge and ticket(s). From there, they can click the Drawings button.

2. When readers are on the home screen, they can click the **Discover compass icon** (located at the bottom of the screen) and then View Challenge to enter the ticket challenge they're enrolled in. From there, they'll see all the different challenge components and can click the Drawings ticket icon.



Both steps 1 and 2 will take readers to the Ticket Drawings screen, which lists all the prize options that readers can put their ticket(s) toward

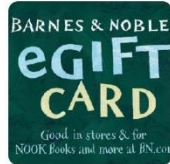
Drawings

● 3 Tickets to spend

Ends on 07/30

Barnes and Noble Gift Card \$25 - Juvenile Prize

 No Tickets Entered



Ends on 07/30

Lego Dot Bag Tags- Juvenile Prize

 7 Tickets Entered



Ends on 07/30

LEGO Minifigures - Juvenile Prize

 10 Tickets Entered



Ends on 07/30

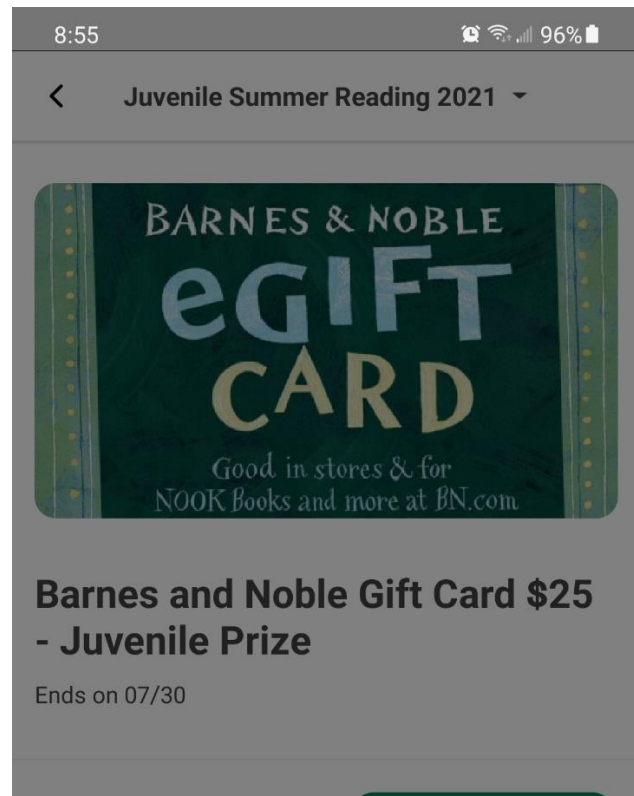
Monroe Street Pizza Gift Card \$25 - Juvenile Prize

 No Tickets Entered



From there, readers can click on a prize option they're interested in and then Add Tickets to select the number of tickets they want to deposit.

After adding their tickets to a prize option, readers can remove their tickets by clicking the Remove Tickets button and then selecting how many tickets they want toward that prize option.



Enter Drawing



Barnes and Noble Gift Card \$25 - Juvenile Prize

3 Tickets Available

0



Close

